


A1




1 x 1 cm

Nice Bag – Tasche vorne

1 x Oilskin


(inkl. Nahtzugabe)

A2




A2

A4




A3

A4



B1




1 x 1 cm

### Nice Bag – Tasche hinten / innen

- 1 x OisSkin
- 2 x Futterstoff
- 2 x Einlage


(inkl. Nahtzugabe)

B2




B2

B4



B3

B4






DIY Eule



Snaply®  
Nähkram




## Nice Bag – Klappe

- 1 x OilSkin
- 1 x Futterstoff
- 1 x Einlage

(inkl. Nahtzugabe)

C1

1 x 1 cm



C1